

Supercharge your Productivity now with **Unbeatable Prices.**



XT10 RIDING AERATOR



TURNAER™ **XT5** AERATOR



T5000 SPREADER SPRAYER



T3100 SPREADER SPRAYER



◀ DIRECT ▶

SUMMER 2023 PRODUCT GUIDE

WELCOME TO THE TURFCO DIRECT FAMILY

We created Turfco Direct to give you full access to the people who make, sell and know how to service the machines you use. We do everything we can to make it easier for you to focus on what matters—growing your business. We want to help make your business more profitable by offering you the equipment and services that make your staff more productive.

By taking a 360° look at each renovation task, we've learned how to build equipment that is intuitive to how you work. Look throughout our catalog. From unloading and operating to transporting and service, we have the solutions you need to be successful.

Our family has been involved in the turf industry since 1919. With years of experience in the field, we know how to help make your business more productive and profitable.

Welcome to Turfco Direct.



Scott Kinkead
Executive Vice President
30 years at Turfco

George Kinkead
President
36 years at Turfco



GET PRODUCTIVE AND PROFITABLE

- When you buy Turfco, you're getting the best, most productive and profitable equipment on the market.
- Designed to be intuitive to operate, increase productivity and minimize downtime.
- By selling direct, we can reinvest more dollars back into building the best equipment for the money.



CELEBRATING A CENTURY

Based in Blaine, Minnesota, Turfco has been a leader in turf maintenance for the golf, sports and lawn care industries. From our grandfather who started National Mower Company in 1919, to the third generation Kinkead executives who run Turfco today, the Kinkead/Turfco 'family' acknowledges the privilege it is to be a part of lawn care industry for over a century.



ORDERING DIRECT

Ordering is simple, just choose which method works best for you:

CALL (800) 679-8201 Monday – Friday 8-5 CST

ONLINE Visit us anytime at turfco.com

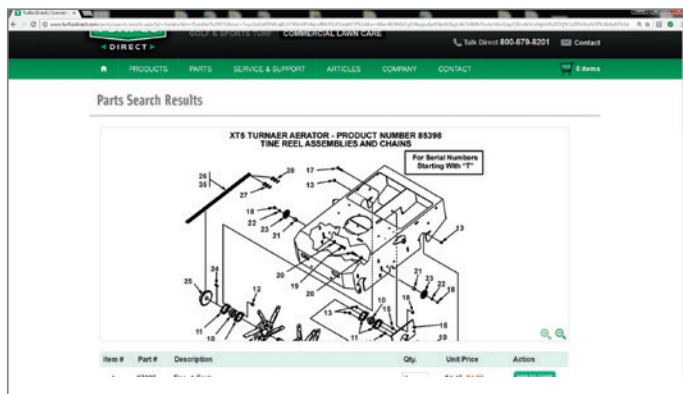
EMAIL DirectSales@Turfco.com

When you call us, you will speak with a Turfco employee.

Ordering direct gets you the best for less.

OUR PARTS PLEDGE

- Look up the parts you need by SKU or model number.
- No need to wait, we have the parts you need on hand, no minimum order required.
- Next day air orders are guaranteed or freight is free.
- You can check the status of your shipment online at ups.com using your tracking number.



KEEPING YOU UP AND RUNNING

- We know downtime costs you money, so we'll get you up and running quickly.
- We understand your questions and your needs. When you call us, you'll talk directly with the people producing your machines.
- We can also work with your preferred local repair center.

TWO-YEAR WARRANTY

- We stand behind our equipment with an industry-leading two-year warranty.
- We pay for the repair whether it's performed by you or your local repair center.
- The warranty is good for two full years from the date of purchase or one full year for products used for rental purposes.



XT10	4-5
XT5.....	6
Edge-R-Rite II	7
T3100	8-9
T5000.....	10-11
T5000 & T3100 Attachments.....	12
KisCutter	13
Mete-R-Matic.....	14
How to Order.....	15

ONE-ON-ONE CUSTOMER SUPPORT

- We will personally help you choose the right equipment or parts for your needs.
- We will walk you through your purchasing options and arrange for your equipment to be delivered directly to you.



*Service & Warranty Manager,
30 years in the turf industry*

"I called Turfco about an issue with one of my machines and they diagnosed the issue, got me into a local service dealer and got it fixed the SAME DAY! PRETTY IMPRESSIVE!"

Doug Anderson
Hawkeye Services

▶ XT10 RIDING AERATOR

DRIVE MORE BUSINESS.

Turfco's new XT10 Ride-on Aerator does serious triple-duty with upgrades that move the category up a notch while keeping you on top of your game. You'll see increased reliability, durability and productivity whether you're working residential, commercial or on sports turf. For every operator, on many terrains – the XT10 delivers the full package.

With zero-turn agility, optional 60-pound seeder attachment, and unique patent-pending Auto Depth Control, the XT10 packs a lot of punch. A 23-hp engine gives you plenty of power for the job, with a top aerating speed of 7 mph and 30-inch aerating width.

It's capable of covering two acres of turf per hour. The optional Drop Seeder attachment allows operators to seed and aerate at the same time, increasing productivity by 50% and doubling profit.

With the XT10 we've focused on what matters most. Decreased downtime, extra reliability and longevity, and increased worker productivity. Compared to a traditional walk-behind aerator, the XT10 will triple your productivity on the turf.



"The XT10 outperforms any other aerator and seeder we have ever tested. We can aerate and seed consistently for twelve hours a day. No problem."

Dan Pilquist
Pilquist Enterprises of Pennsylvania



▶ Now, seed and aerate at the same time. New drop seeder attachment increases your profitability and productivity.



▶ Hold your settings all day with patent-pending Auto-Depth Control.



▶ Patent-pending design with chains outside the aeration area won't clog with soil and debris.



▶ With the highest ground clearance in its class, it clears curbs with ease.



▶ Cushioned platform locks up for easy access to tines.



Order Direct: (800) 679-8201





Built for productivity and profitability.

The XT10 was developed with your business in mind. Aeration season is short and you need to get it done right and done fast.

- ▶ Patent-pending Auto-Depth Control for consistent aeration depth regardless of conditions.
- ▶ Bigger, stronger axles are 34% stronger built to tackle any job.
- ▶ Patent-pending design with chains outside the aeration area won't clog with soil and debris.
- ▶ Powerful 23-hp engine with cyclonic air cleaner means you won't slow down when aerating.
- ▶ New semi-pneumatic front caster wheels make flat tires a thing of the past.
- ▶ Highest ground clearance in its class (11in.), clears all standard curbs.
- ▶ Zero grease zerks for hassle-free maintenance with easy to access tensioners.
- ▶ Optional Drop Seeder Attachment increases profitability when you can aerate and seed in one pass.
- ▶ Updated electronic foot-controlled tine switch is easier to clean and maintain than mechanical.

SPECIFICATIONS

Engine/Model:	Briggs and Stratton® 724cc 23hp / 85552	Productivity:	92,400 sq. ft./hr
Drive:	Hydraulic drive to steering / drive motors, chain drive to rear wheels & tine	Max Speed:	7 mph
Aerating Width:	30"	Fuel Capacity:	6-gallon tank
Core Depth:	Adjustable range, 1/2" to 5"	Tine Wheels:	8 tine wheels, 6 tines per wheel, 48 total tines
Tines:	Coring type, 3/4" heat-treated alloy steel	Dimensions:	47 3/4" w x 54" h x 69 1/2" l
		Weight:	985 lbs.
		Warranty:	2 years, 3 years on Briggs Engine

Briggs & Stratton is a registered trademark.

INCREASE PROFITABILITY BY UP TO 50%



Drop Seeder Attachment

Increase profitability without increasing your time on property.

- ▶ 2.5 cubic foot hopper—approximately 60 lbs. of seed.
- ▶ Easy to mount and remove in minutes.
- ▶ Console mounted gate controls.
- ▶ Adjustable seed rate dial on hopper.
- ▶ 30" swath matches aeration pattern.



Order online 24 hours a day: www.turfco.com

▶ TURNAER™ XT5 AERATOR



**Now Powered by a
Honda Engine.**

Add \$185 for 1.5 gal fuel tank.



"We like the XT5 a lot! After years of competitor drum aerators, these are a treat and do not break! We used to spend so much time messing with sloppy chains on our old machines. With the reverse on them, it is easy to heavily aerate bad areas for overseeding."

Josh Imswiler
Grassroots of New England

So smooth, you'll forget it's an aerator.

The XT5 combines a hydrostatic drive with maximum maneuverability, making it one of the smoothest walk-behind commercial aerators.

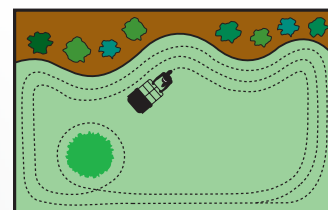
- ▶ Steerable and reversible aeration increases productivity by 30% over traditional aerators.
- ▶ Eliminates lifting and turning.
- ▶ Simple, intuitive operation gets you up and running fast.
- ▶ Patent-pending tine wheels enhance steering and increase hill-holding ability.
- ▶ Optimized weight placement pulls better cores in tough conditions.
- ▶ Rugged, uni-body steel frame minimizes maintenance.



◀ *EasyChange tines can be quickly accessed and replaced.*



◀ *Two covered drive chains, minimizing maintenance and chain problems.*



TURNAER™ TECHNOLOGY

Turfco's revolutionary TurnAer Technology allows you to turn with the tines in the ground. This eliminates the need to stop and lift, allowing you to aerate through the turn. Performance like that saves time and reduces fatigue.

Taking this technology even further, the new XT5 also features a hydrostatic drive system. So now you can turn and steer in reverse.

SPECIFICATIONS

Engines:	Honda GXV160, 163cc	Ground Speed:	Forward: 0-4 mph Reverse: 0-2 mph Now even faster-increased by 14%
Drive:	Variable hydrostatic drive	Dimensions:	33 3/4" w x 47.9" h x 60.4" l
Aerating Width:	24"	Weight:	328 lbs. with standard removable weight
Core Depth:	Up to 3"	Removable Weights:	One 25-lb. weight included, and two 25-lb. weights are available for purchase (Part # 87399)
Tines:	Coring type, 3/4" diameter heat-treated alloy steel	Optional:	1.5-gallon auxiliary tank
Productivity:	Up to 0.85 acres per hour		


Briggs & Stratton is a registered trademark.



▶ DIRECT ▶

Order Direct: (800) 679-8201





"I have been a landscaper for 20 years and have used many different types of edgers. The Edge-R-Rite II is lightweight and maneuverable...even around small trees. It is by far the best edger I have ever used."

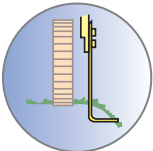
Daniel Houck
Suburban Lawn Care



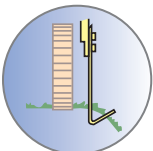
Blade motion

OPTIONAL BLADES

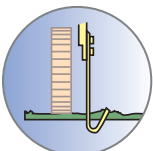
Takes minutes to change the various blades



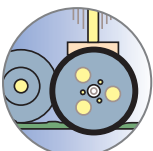
Right Angle. For edging and installation. For use on flowerbeds and baseball diamonds.
Part # 87104



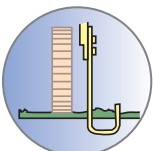
30° Tree Ring. For flowerbeds, bushes and trees where roots are a consideration. Minimizes root damage.
Part # 87111



V-Trencher. For removal of turf along hard or paved surfaces such as sidewalks, driveways, patios and curbs. Perfect for cutting bed drainage canals.
Part # 87105



Circular. Cuts through overgrowth a rotary edger can't handle. Use for a vertical cut along sidewalks, driveways, patios and curbs.
Part # 87110-Kit
87107-Blade only



3" Sod Cutter. Cuts a 3-inch strip of sod. Use to install concrete, wood edging and invisible dog wire fence.
Part # 87106

One machine. Multiple jobs.

The perfect machine for edging flower beds, sidewalks and driveways, and around trees and baseball diamonds.

- ▶ Unique blade action cuts like a sod cutter without throwing debris.
- ▶ Heavy-duty arm and rugged design provide years of productivity. It's the edger that lasts.
- ▶ Eliminate shovel work for flowerbeds or edging installation.
- ▶ Easy cleanup.
- ▶ Blade outlasts rotary edger blade 20:1.
- ▶ Safer than a rotary edger.



SPECIFICATIONS

Engine:	4 HP Honda®
Model:	85304
Controls:	Easy to reach, depth-adjusting lever (1"-4")
Traction Assist Drive:	Pinion drive on gear tread tire; controlled from handlebar
Tires:	Three semi-pneumatic tires; heavy-duty 8" x 1 3/4"
Blade:	Right-angle blade standard; other options available
Weight:	105 lbs.
Dimensions:	20" w x 37" h x 45" l

Honda is a registered trademark of American Honda Motor Co.



Order online 24 hours a day: www.turfc.com

► T3100 SPREADER SPRAYER

PRODUCTIVE CREW. NONSTOP BUSINESS.

It's time to grow your business with the most productive stand-on spreader sprayer on the market.

The Turfco T3100 can get your crew up and running faster with our simplified controls and overall design. Your new operators can be trained and fully operational in under a week, saving you thousands of dollars in training.

This machine will maximize your performance and boost your comfort with easy-to-operate steering wheel and the industry's only hands-free speed control. Superior steering wheel design gives greater control on hills and uneven terrain, and accurately matches up with your next application pass.

It's the largest capacity applicator that drives through 36-inch gate. Our unique drive system and pivoting axle makes it the best unit on hills and eliminates turf tearing.

Plus, the high-velocity, large droplet spray pattern paired with a unique granular hard trim can increase your accuracy while reducing the chance for callbacks.

Along with the exclusive 3-in-1 Tank (which includes an additional 15-gallon capacity), a front-mount spray nozzle and hand wand, you can apply nearly anywhere.



Get a T3100. Get more done.

Simple. Durable. Versatile.



Specially molded, hard trim design reduces cleanup and wasted fertilizer.



Unique high-velocity, extra-coarse droplet spray delivers complete coverage.



A 36" width lets you drive through most fence gates.



The T3100 is light enough to haul on a carrier, eliminating the need for a trailer.



Engineered to double productivity.

- ▶ Largest capacity applicator that fits through a 36" gate - now you can cover both residential and commercial properties with better route management and greater profitability - up to 275 lbs of granular and up to 33 gallons with optional 3-In-1 Tank.
- ▶ Get your crew up and running faster with intuitive, easy to operate controls. New operators can be trained and producing in under a week saving you time and thousands of dollars in training.
- ▶ Unique hard trim and application rate controls eliminate off-target prills, while maintaining a matched application rate, to dramatically reduce clean-up time and wasted fertilizer.
- ▶ Optional 3-In-1 Tank increases your profitability and productivity. Cover up to 132,000 sq. ft. or spray a different chemical at the same time with additional front mount nozzle, or spot spray with added hand wand.
- ▶ Adjustable, high-pressure, high-velocity spray system easily adjusts to 4-, 6- or 9-foot widths, applying larger droplets for complete coverage. Standard hand wand for spot applications.
- ▶ Pivoting front axle and unique steering wheel design offers more control on uneven ground and hills, eliminates turf tears, and helps you effortlessly match up each pass.
- ▶ Comfortable, ergonomic operator platform minimizes user strain and fatigue by reducing vibration and shock.



"It fits through 99% of the gates on our properties. The whole layout from the foot pedal to the controls could not have been better thought out. Our profits are up tremendously. This may be the single best investment in equipment I have ever made."

Ralph Novotny
Nova Landscapes, Inc.



▶ Spot treat hard-to-reach areas with convenient hand sprayer.



▶ Adapt to uneven terrain and get greater control on hills with pivoting front axle.



▶ Unique steering wheel design offers more control on uneven ground and hills while relieving operator strain.

SPECIFICATIONS

Model:	85877	Transmission:	Hydrostatic drive with dynamic braking
Engine:	10.5 HP, 16 AMP (Intek by Briggs & Stratton)	Weight:	500 lbs.
Hopper & Carrier Tray Capacity:	175 lbs. hopper, 100 lbs. tray	Dimensions:	35 1/2" w x 50" h x 65" l
Spray Tank Capacity:	18 gallons (33 gallons with 3-in-1 Tank)	Performance:	240,000 sq. ft. per hour at 5 mph
Fuel Capacity:	2-gallon tank	Effective Application Width:	Wet - 6 ft. or 9 ft. Dry - 6 ft. or 9 ft. (12 ft. or 18 ft.) Trim - 4 ft.
Electric Start:	Installed	Pump:	4 GPM Diaphragm



"My workers like how rugged the unit is and tell me that I should have purchased one of these years ago."

Dave Rosenko
Summit Landscaping Inc.

See T3100 attachments on page 8 ▶



Order online 24 hours a day: www.turfc.com

► T5000 SPREADER SPRAYER

PUMP UP THE PRODUCTIVITY.

Blast away barriers to business growth and ramp up productivity with the new T5000 Spreader Sprayer.

The T5000 is built for a wide range of properties, thanks to a 60-gal sprayer and a 325-lb spreader capacity. Coupled with a powerful 23-hp engine, it delivers speeds up to 7 mph. The steering wheel ensures the operator can accurately match up with their next pass. The intuitive, steering wheel drive system provides unshakable stability on hills, eliminates turf-tearing, and reduces training time—new operators will be rolling in 2-3 days – saving you thousands of dollars a year.

The unique two-nozzle boomless spray system delivers an industry-leading spray width from 5 to 13 feet. The design also makes it nimbler than spray booms by letting operators glide past obstacles such as signposts and fire hydrants without slowing down. Add on the 3-In-1 Tank and you can cover up to 300,000 sq. ft. per fill.

The T5000 performs on properties both big and small. While powerful enough for large residential and commercial jobs, it still fits through a 48" gate. And with a similar operating system as our T3100 model – operators get up to speed fast, accelerating your productivity.



Unique two-nozzle boomless spray system delivers an industry-leading spray width of up to 13 feet.



Matching spread and spray widths increases productivity on the lawn.



Fast, nimble design provides ultimate control on uneven ground and hills, and eliminates turf-tearing.



Largest capacity spreader/sprayer that can pass through a 48" gate.



Order Direct: (800) 679-8201



Grow your business profitably.

- ▶ Glide past obstacles without fear of boom damage using our industry-leading boomless spray system – the most productive spreader sprayer on the market today.
- ▶ Spray width of up to 13 feet and twin nozzle, boomless spray system makes it the most productive stand-on spreader sprayer on the market.
- ▶ The unrivaled steering ensures unmatched hill stability, eliminates turf-tearing and allows the operator to accurately match up each pass. Gets your crew up-to-speed in 2-3 days.
- ▶ Pivoting front axle and unique steering wheel design offers more control on uneven ground and hills, eliminates turf tears, and helps you effortlessly match up each pass.
- ▶ Powerful 23-hp engine with up to 325 granular capacity, coupled with 60 gallon spray (up to 75 gallon spray with the 3-in-1 tank), let's you tackle larger properties.
- ▶ Optional 3-In-1 Tank increases your profitability and productivity. Cover up to 300,000 sq. ft. or spray a different chemical at the same time with additional front mount nozzle, or spot spray with added hand wand.
- ▶ Unique hard trim and application rate controls eliminate off-target prills, while maintaining a matched application rate, to dramatically reduce clean-up time and wasted fertilizer.
- ▶ Solid linkage controls for the spreader gate and deflector eliminates cables that wear out.



"The T5000 has the stability zero turns don't. Real simple, effective design, easy and safe to operate, NO CABLES to worry about, easy to maintain. Do yourself a favor, take a look at the T5000 before you buy anything else."

Barry Ramaker
Lawn Ranger

"With the T5000 I almost doubled my daily revenue with the same labor. It pays for itself in half a season!"

Sam Haben
Matt's Lawn and Landscape



Unique steering wheel design offers more control on uneven ground and hills while relieving operator strain.



Unique hard trim and application rate controls eliminate off-target prills.



Spot treat hard-to-reach areas with convenient hand sprayer.

SPECIFICATIONS

Model:	85890	Transmission:	Hydrostatic drive with dynamic braking
Engine:	23 HP, 16 AMP (Commercial by Briggs & Stratton)	Weight:	875 lbs.
Hopper & Carrier Tray Capacity:	225 lbs. hopper, 100 lbs. tray	Dimensions:	47" w x 53" h x 74.5" l
Spray Tank Capacity:	60 gallons (75 gallons with 3-in-1 Tank)	Performance:	290,400 sq. ft. per hour at 5 mph
Fuel Capacity:	5-gallon tank	Application Width:	Wet – 13 ft. or 5 ft. Dry – 3 ft. to 12.5 ft. (3 to 25 ft.) Trim – 5 ft.
Electric Start:	Installed	Pump:	5 GPM Diaphragm Electric
		Optional:	Hose reel available



"We shaved 1.5 weeks off our first round with the productivity of the T5000."

Joshua Fenoff
Dogwood Tick & Turf

See T5000 attachments on page 8 ▶



Order online 24 hours a day: www.turfc.com

► T5000 & T3100 ATTACHMENTS

T5000 3-IN-1 TANK

Product #86522

T3100 3-IN-1 TANK

Product #86199

Add the 3-in-1 Tank to your T3100 or T5000 for maximum versatility and productivity—you'll save up to 10-15 minutes per lawn. Includes 15-gallon tank, front-mount spray nozzle, hoses and spray wand. Easily configure to meet your specific needs.

- Add 15 gallons of additional spray capacity to your standard tanks.
- Additional spray nozzles allow you to spray a second product at the same time or only when needed, i.e. for nutsedge.
- Fill the 3-in-1 Tank with a second product and use the hand wand for spot application while also using the standard tanks for spraying your first product.



T3100 shown.



T3100 shown. The T5000 has two additional nozzles connected to 3-in-1 Tank.



T3100 shown.



KEEP-YOU-RUNNING PARTS PACK (T3100)

Product #87524
(2015 and newer model)

Keep an extra supply of commonly used parts on hand to minimize downtime. Included are extra springs, V-belts, bearings, filters, nozzles, oil drain kit, two agitator hairpins, two spinner wheels and other parts.

NOZZLE BROADCAST BLACK NOZZLE (T3100)

Product #669134

Increase your spray rate up to 2GPM.





"The KisCutter is more ergonomically designed and its lighter weight makes it easier to use and to transport. We just finished cutting our 18,000 sq. ft. of sod in less than two days with the Turfco KisCutter!"

Mike Troaino
Lawn Enforcement Agency



Stable four-wheel design with rear-wheel drive makes unit easy to handle and operate.



Simplified controls anyone can understand and use; set your depth and go.

Cutting sod has never been faster (or easier).

Revolutionary lightweight design—cuts as much as heavy, 300-pound units. Cuts up to 9,000 square feet per hour.

- ▶ Four-wheel design, pneumatic tires and rear-wheel drive make this the most maneuverable, easy-to-use sod cutter on the market.
- ▶ Lower vibration reduces operator fatigue.
- ▶ Simple, easy-to-use depth adjustment.
- ▶ Easiest sod cutter to transport.
- ▶ Optional 9-inch blade available for curbing.
- ▶ Lightweight and folding handles result in easy lifting, hauling and storage.

SPECIFICATIONS

Engine:	5.5 HP Honda®	Blade:	Heat-treated steel
Model:	85530	Wheels:	10" x 4 ½" pneumatic tires
Cutting Speed:	Up to 150 ft. per minute	Width:	23" across handlebar
Cutting Rate:	Up to 9,000 sq. ft. per hour	Height:	43" to top of throttle lever; 33" in handle down position
Cutting Depth:	Adjustable, with stops at 1" and 1 ¾"	Length:	36" from front to handlebar; 33" in handle down position
Cut Width:	12" (optional 9" blade)	Weight:	140 lbs.
Drive:	Clutch-driven V-belt		
Clutch:	Centrifugal clutch		

Honda is a registered trademark of American Honda Motor Co.



Order online 24 hours a day: www.turfco.com

► METE-R-MATIC® TOPDRESSER



SEE IT IN ACTION
ONLINE
TURFCO.COM

"The Mete-R-Matic is a great machine. We've spread 160 yards of compost and plan to double the acreage next year."

Ted Wales
Hartney Greymont



▲ Self-propelled for tight maneuvering.


The #1 in topdressers since 1961.

Self-propelled design allows for tight maneuvering for topdressing lawns and other turf areas.

- Operator controls allow fingertip access to forward, reverse, brakes and throttle.
- Powered brush and patented Chevron belt eliminates "bridging" problems common in gravity-fed spreaders.
- Mete-R-Matic® system maintains a consistent application rate regardless of ground speed.
- Applies all types of material such as compost, sand, peat and crumb rubber, regardless of moisture content.



◀ Easy to operate, convenient fingertip controls allow quick adjustments to get the best results for all areas.



◀ Rotating brush catches the topdressing from the powered conveyor belt and drives it down into the turf.

SPECIFICATIONS

Model:	F15B, Product Number 85417	Brush:	9" diameter, polypropylene bristle
Engine:	5.5 HP Honda®	Controls:	Throttle, traction, reverse, brake, conveyor drive and metering gate controls all within easy reach of the operator
Hopper Capacity:	11 ½ cubic feet (0.33 cubic meter)	Drive:	V-belt from engine, roller chain and gear drive to conveyor, traction and brush
Spreading Width:	31 ½"	Wheels and Tires:	Five, 13" x 6 ½" x 6" rib thread turf tires
Topdressing Speed:	Up to 2 ½ mph	Weight:	650 lbs.
Transport Speed:	Up to 2 ½ mph	Shipping Weight:	750 lbs.
Conveyor Belt:	34" wide composition belt with Chevron surface and heavy-duty polyester cord		
Metering Gate:	Fine adjustment to maximum 3" opening		

Honda is a registered trademark of American Honda Motor Co.



► DIRECT ◀

Order Direct: (800) 679-8201



ORDERING DIRECT

Ordering is simple, just choose which method works best for you:

CALL (800) 679-8201 Monday – Friday 8-5 CST

ONLINE Visit us at turfco.com

EMAIL DirectSales@Turfco.com

When you call us, you're talking directly with a Turfco employee.

Ordering direct gets you the best for less.

PAYMENT OPTIONS

There are three payment options for your Turfco Direct orders:

- Cash
- Credit Card
- Financing



Turfco Direct has a program for financing purchases over \$1,500. Some of the benefits of our financing include:

- Deferred payment/interest options.
- Same day credit approval.
- Low monthly payment options.
(All applicants subject to credit approval. File fee applicable.)
- Call Turfco for financing options. Call 800-679-8201 for details.

14-DAY TRIAL

Turfco stands behind its products. In fact, we offer a 14-day trial period to anyone who purchases our equipment. You have 14 days to complete your purchase approval once the machine arrives. At any time during the first 14 days, you can return the equipment to Turfco Direct for a refund if it does not perform to manufacturer's specifications.* Simply return it to Turfco Direct in like-new condition in the original shipping carton. All you pay is freight. Call 800-679-8201 for details.

* An RGA (Return Goods Authorization) must be obtained from Turfco before goods can be returned.



"I purchased an aerator, placed the order on Thursday and received it Monday all intact. Didn't even have a chance to track it."

Wade Langley
Langley Gardens

DELIVERY AND EASY SETUP

Turfco Direct delivers straight to your location. And once your shipment arrives, it doesn't take long to put together. All products are designed to take less than 15 minutes to assemble.



▲ Takes only minutes to set up!

SHIPMENT TRACKING

When you order equipment or parts from Turfco, you can track your shipment. Turfco Direct ships via United Parcel Service ground, air and through multiple shipping truck lines.

Once you have received a confirmation indicating that the equipment has been shipped, use your tracking number to track the shipment.



Order online 24 hours a day: www.turfco.com



A Division of Turfco Manufacturing
1655 101st Ave. NE
Blaine, MN 55449-4420

WWW.TURFCO.COM

XT10 Riding Aerator



**Drop Seeder
Attachment Available**
Increases your revenue
without increasing time on
the lawn. [Page 10]

SEE
PAGE 4

Triple your productivity with the **XT10** Riding Aerator. It packs a punch with patented Auto Depth Control and zero turn agility. Now available with Drop Seeder Attachment. The XT10 is engineered to be hassle-free.

TurnAer™ XT5 Aerator



SEE
PAGE 6

The TurnAer™ **XT5** allows you to turn and reverse while you aerate—taking aeration to a new level of productivity. Aeration has never been this easy, comfortable or profitable.

Order **ONLINE** or Call **800.679.8201**