

SAVE- MORE- GREEN- MACH- INES.



T5000 || SPREADER/SPRAYER



KISCUTTER™ || SOD CUTTER



XT10 || RIDING AERATOR

UNBEATABLE PRICES. UNPARALLELED PRODUCTIVITY.

ORDER TODAY: TURFCO.COM OR 800.679.8201



◀ DIRECT ▶

WELCOME TO THE TURFCO DIRECT FAMILY

We created Turfco Direct to give you full access to the people who make, sell and know how to service the machines you use. We do everything we can to make it easier for you to focus on what matters—growing your business. We want to help make your business more profitable by offering you the equipment and services that make your staff more productive.

By taking a 360° look at each renovation task, we've learned how to build equipment that is intuitive to how you work. Look throughout our catalog. From unloading and operating to transporting and service, we have the solutions you need to be successful.

Our family has been involved in the turf industry since 1919. With years of experience in the field, we know how to help make your business more productive and profitable.

Welcome to Turfco Direct.



Scott Kinkead
Executive Vice President
33 years at Turfco

George Kinkead
President
39 years at Turfco

GET PRODUCTIVE AND PROFITABLE

- When you buy Turfco, you're getting the best, most productive and profitable equipment on the market.
- Designed to be intuitive to operate, increase productivity and minimize downtime.
- By selling direct, we can reinvest more dollars back into building the best equipment for the money.



CELEBRATING A CENTURY

Based in Blaine, Minnesota, Turfco has been a leader in turf maintenance for the golf, sports and lawn care industries. From our grandfather who started National Mower Company in 1919, to the third generation Kinkead executives who run Turfco today, the Kinkead/Turfco 'family' acknowledges the privilege it is to be a part of lawn care industry for over a century.



ORDERING DIRECT

Ordering is simple, just choose which method works best for you:

CALL (800) 679-8201 Monday – Friday 8-5 CST

ONLINE Visit us anytime at turfco.com

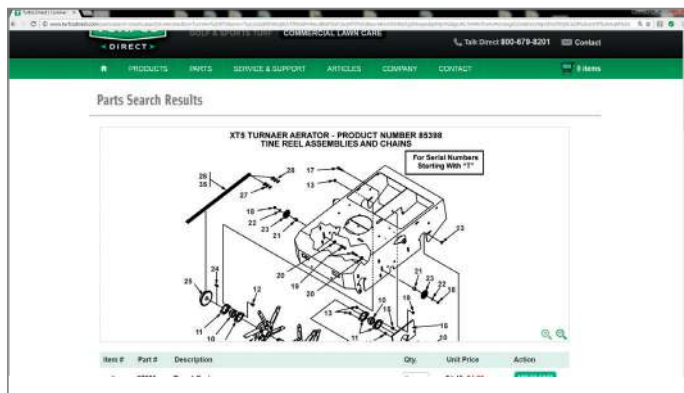
EMAIL DirectSales@Turfco.com

When you call us, you will speak with a Turfco employee.

Ordering direct gets you the best for less.

OUR PARTS PLEDGE

- Look up the parts you need by SKU or model number.
- No need to wait, we have the parts you need on hand, no minimum order required.
- Next day air orders are guaranteed or freight is free.
- You can check the status of your shipment online at ups.com using your tracking number.



KEEPING YOU UP AND RUNNING

- We know downtime costs you money, so we'll get you up and running quickly.
- We understand your questions and your needs. When you call us, you'll talk directly with the people producing your machines.
- We can also work with your preferred local repair center.

TWO-YEAR WARRANTY

- We stand behind our equipment with an industry-leading two-year warranty.
- We pay for the repair whether it's performed by you or your local repair center.
- The warranty is good for two full years from the date of purchase or one full year for products used for rental purposes.



XT10 4-5

XT5..... 6

Edge-R-Rite II 7

T3200 8-9

T5000..... 10-11

T-Flex15 / T3200 & T5000 Attachments.... 12

KisCutter 13

Mete-R-Matic..... 14

How to Order 15

ONE-ON-ONE CUSTOMER SUPPORT

- We will personally help you choose the right equipment or parts for your needs.
- We will walk you through your purchasing options and arrange for your equipment to be delivered directly to you.



Service & Warranty Manager, 30 years in the turf industry

"Everyone at Turfco is on the ball. When I have needed a replacement part, they get me the right part fast. I can always depend on Turfco to keep my business running!"

Dennis Cernohorsky
Big D's

► XT10 RIDING AERATOR

DRIVE MORE BUSINESS.

Turfco's XT10 Ride-on Aerator does serious triple-duty with upgrades that move the category up a notch while keeping you on top of your game. You'll see increased reliability, durability and productivity whether you're working residential, commercial or on sports turf. For every operator, on many terrains – the XT10 delivers the full package.

With zero-turn agility, optional 60-pound seeder attachment, and unique patent-pending Auto Depth Control, the XT10 packs a lot of punch. A 23-hp engine gives you plenty of power for the job, with a top aerating speed of 7 mph and 30-inch aerating width.

It's capable of covering two acres of turf per hour. The optional Drop Seeder attachment allows operators to seed and aerate at the same time, increasing productivity by 50% and doubling profit.

With the XT10 we've focused on what matters most. Decreased downtime, extra reliability and longevity, and increased worker productivity. Compared to a traditional walk-behind aerator, the XT10 will triple your productivity on the turf.



"The XT10 outperforms any other aerator and seeder we have ever tested. We can aerate and seed consistently for twelve hours a day. No problem."

Dan Pilquist
Pilquist Enterprises of Pennsylvania



Now, seed and aerate at the same time. Drop seeder attachment increases your profitability and productivity.



Hold your settings all day with patent-pending Auto-Depth Control.



Patented design with chains outside the aeration area won't clog with soil and debris.



With the highest ground clearance in its class, it clears curbs with ease.



Cushioned platform locks up for easy access to tines.



Order Direct: (800) 679-8201





Built for productivity and profitability.

The XT10 was developed with your business in mind. Aeration season is short and you need to get it done right and done fast.

- ▶ Patent-pending Auto-Depth Control for consistent aeration depth regardless of conditions.
- ▶ 34% stronger axles built to tackle any job.
- ▶ Patented design with chains outside the aeration area won't clog with soil and debris.
- ▶ Powerful 23-hp engine with cyclonic air cleaner means you won't slow down when aerating.
- ▶ New semi-pneumatic front caster wheels make flat tires a thing of the past.
- ▶ Highest ground clearance in its class (9in.), clears all standard curbs.
- ▶ Zero grease zerks for hassle-free maintenance with easy to access tensioners.
- ▶ Optional Drop Seeder Attachment increases profitability when you can aerate and seed in one pass.
- ▶ Electronic foot-controlled tine switch is easier to clean and maintain than mechanical.

SPECIFICATIONS

| | | | |
|------------------------|---|-----------------------|--|
| Engine/Model: | Briggs and Stratton® 724cc 23hp / 85552 | Productivity: | 92,400 sq. ft./hr |
| Drive: | Hydraulic drive to steering / drive motors, chain drive to rear wheels & tine | Max Speed: | 7 mph |
| Aerating Width: | 30" | Fuel Capacity: | 6-gallon tank |
| Core Depth: | Adjustable range, 1/2" to 5" | Tine Wheels: | 8 tine wheels, 6 tines per wheel, 48 total tines |
| Tines: | Coring type, 3/4" heat-treated alloy steel | Dimensions: | 47 3/4" w x 54" h x 69 1/2" l |
| | | Weight: | 985 lbs. |
| | | Warranty: | 2 years, 3 years on Briggs Engine |

Briggs & Stratton is a registered trademark.

INCREASE PROFITABILITY BY UP TO 50%



Drop Seeder Attachment

Increase profitability without increasing your time on property.

- ▶ 2.5 cubic foot hopper—approximately 60 lbs. of seed.
- ▶ Easy to mount and remove in minutes.
- ▶ Console mounted gate controls.
- ▶ Adjustable seed rate dial on hopper.
- ▶ 30" swath matches aeration pattern.



Order online 24 hours a day: www.turfco.com

▶ TURNAER™ XT5 AERATOR



Powered by a Honda Engine.



"My Turfco XT5 has been the foundation of my lawn renovations. I rely on its easy start, great performance and professional results. The XT5 is easy to operate, simple to maintain and always delivers.. I am looking forward to many more years running Turfco equipment."

Paul Thatcher
Thatcher Nursery

So smooth, you'll forget it's an aerator.

The XT5 combines a hydrostatic drive with maximum maneuverability, making it one of the smoothest walk-behind commercial aerators.

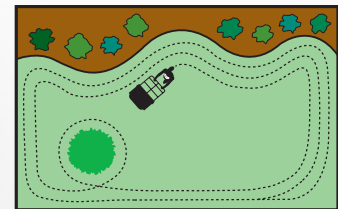
- ▶ Steerable and reversible aeration increases productivity by 30% over traditional aerators.
- ▶ Eliminates lifting and turning.
- ▶ Simple, intuitive operation gets you up and running fast.
- ▶ Patented tine wheels enhance steering and increase hill-holding ability.
- ▶ Optimized weight placement pulls better cores in tough conditions.
- ▶ Rugged, uni-body steel frame minimizes maintenance.



▶ Patented EasyChange tines can be quickly accessed and replaced.



▶ Two covered drive chains, minimizing maintenance and chain problems.



TURNAER™ TECHNOLOGY

Turfco's revolutionary TurnAer Technology allows you to turn with the tines in the ground. This eliminates the need to stop and lift, allowing you to aerate through the turn. Performance like that saves time and reduces fatigue.

Taking this technology even further, the XT5 also features a hydrostatic drive system. So now you can turn and steer in reverse.

SPECIFICATIONS

| | | | |
|------------------------|---|---------------------------|--|
| Engines: | Honda GXV160, 163cc, 4.3hp | Ground Speed: | Forward: 0-4 mph Reverse: 0-2 mph |
| Drive: | Variable hydrostatic drive | Dimensions: | 33 ¾" w x 47.9" h x 60.4" l |
| Aerating Width: | 24" | Weight: | 328 lbs. with standard removable weight |
| Core Depth: | 1.75" or 2.75" | Removable Weights: | One 25-lb. weight included, and two 25-lb. weights are available for purchase (Part # 87399) |
| Tines: | Coring type, ¾" diameter heat-treated alloy steel | Optional: | 1.5-gallon auxiliary tank |
| Productivity: | Up to 0.85 acres per hour | | |

Briggs & Stratton is a registered trademark.



Order Direct: (800) 679-8201





"I have been a landscaper for 20 years and have used many different types of edgers. The Edge-R-Rite II is lightweight and maneuverable...even around small trees. It is by far the best edger I have ever used."

Daniel Houck
Suburban Lawn Care



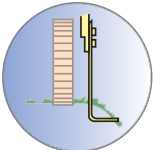
Blade motion



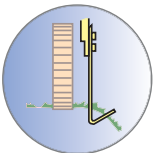
See The Edge-R-Rite II In Action ▶

OPTIONAL BLADES

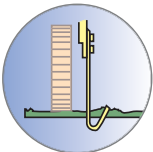
Takes minutes to change the various blades



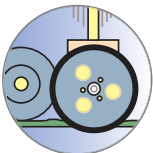
Right Angle. For edging and installation. For use on flowerbeds and baseball diamonds.
Part # 87104



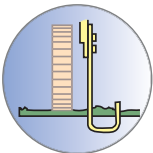
30° Tree Ring. For flowerbeds, bushes and trees where roots are a consideration. Minimizes root damage.
Part # 87111



V-Trencher. For removal of turf along hard or paved surfaces such as sidewalks, driveways, patios and curbs. Perfect for cutting bed drainage canals.
Part # 87105



Circular. Cuts through overgrowth a rotary edger can't handle. Use for a vertical cut along sidewalks, driveways, patios and curbs.
Part # 87110-Kit
87107-Blade only



3" Sod Cutter. Cuts a 3-inch strip of sod. Use to install concrete, wood edging and invisible dog wire fence.
Part # 87106

One machine. Multiple jobs.

The perfect machine for edging flower beds, sidewalks and driveways, and around trees and baseball diamonds.

- ▶ Unique blade action cuts like a sod cutter without throwing debris.
- ▶ Heavy-duty arm and rugged design provide years of productivity. It's the edger that lasts.
- ▶ Eliminate shovel work for flowerbeds or edging installation.
- ▶ Easy cleanup.
- ▶ Blade outlasts rotary edger blade 20:1.
- ▶ Safer than a rotary edger.



SPECIFICATIONS

| | |
|-------------------------------|--|
| Engine: | 4 HP Honda® (GX-120) |
| Model: | 85304 |
| Controls: | Easy to reach, depth-adjusting lever (1"-4") |
| Traction Assist Drive: | Pinion drive on gear tread tire; controlled from handlebar |
| Tires: | Three semi-pneumatic tires; heavy-duty 8" x 1 3/4" |
| Blade: | Right-angle blade standard; other options available |
| Weight: | 105 lbs. |
| Dimensions: | 20" w x 37" h x 45" l |

Honda is a registered trademark of American Honda Motor Co.



Order online 24 hours a day: www.turfco.com

PRODUCTIVE CREW NONSTOP BUSINESS.

Designed with minimal maintenance in mind, the T3200 empowers operators to dedicate more time to their projects and less to equipment upkeep. With numerous operator-friendly and time-saving features, the T3200 establishes a new benchmark for versatility, optimizing operator efficiency and enabling managers to accomplish more in less time.

Productivity requires utilizing time well and getting the job done right on the first visit. As the largest capacity applicator that fits through a 36" gate, the T3200 saves more time between refills and provides access to tighter spaces normally only reached by dragging hoses. Add on the optional T-Flex15 tank, and operators have enough liquid capacity to cover up to 140,000 sq ft between fills as well as the versatility to spray two liquids simultaneously or independently.

User-friendly operation, hands-free speed control, and steering wheel design make it the easiest applicator in the industry for new or seasonal staff to quickly become proficient operators, saving costly training time. The T3200's pivoting front axle and innovative steering system ensure agility and enhanced control on uneven terrain, eliminating turf tearing and enabling precise alignment for each pass. Lastly, the T3200 requires minimal maintenance so operators can stay focused on their jobs; Not the machine they are using.



Simple to train. Simple to maintain.

Simply more productive.

The T3200 simply gets the job done!



Specially molded, hard trim design reduces cleanup and wasted fertilizer.



Unique high-velocity, extra-coarse droplet spray delivers complete coverage.



Under 36" wide, lets you drive through most fence gates.



The T3200 is light enough to haul on a carrier, eliminating the need for a trailer.



Order Direct: (800) 679-8201



Designed for minimal maintenance and maximum productivity.

- ▶ Largest capacity applicator that fits through a 36" gate - now you can cover both residential and commercial properties with better route management and greater profitability - up to 275 lbs of granular and up to 35 gallons with optional T-Flex15 tank.
- ▶ Get your crew up and running faster with intuitive, easy to operate controls. New operators can be trained and producing in mere days, saving you time and thousands of dollars in training.
- ▶ Unique hard trim and application rate controls eliminate off-target prills, while maintaining a matched application rate, to dramatically reduce clean-up time and wasted fertilizer.
- ▶ Optional T-Flex15 tank significantly adds to range and versatility. Cover up to 140,000 sq. ft. per fill and spray two liquids simultaneously or independently via two front nozzles or use the tank's dedicated hand wand. (see page 12 for more information)
- ▶ Adjustable, high-pressure, high-velocity spray system easily adjusts to 4, 6 or 9 foot widths, applying larger droplets for complete coverage. Standard hand wand for spot applications.
- ▶ Pivoting front axle and unique steering system offers more control on uneven ground and hills, eliminating turf tears, and effortlessly lines up each pass.
- ▶ Comfortable, ergonomic operator platform minimizes user strain and fatigue by reducing vibration and shock.



"Love this Machine. I've used many different turf tractors and this one is easily my favorite. It is easy to train new employees on this machine because it has familiar steering (similar to driving). It also has 3 different ways to spray weeds its able to treat large open areas as well as tight closed in areas without the worry about damage to ornamentals. This machine is a hill climber and can treat many hills a zero turn cannot. We never get calls that this machine slid into a fence or something else due to sliding on a hill. I feel when considering ease of use and safety, this turf tractor stands apart"

Greg Fields
ExperiGreen Lawn Care



Hands-free speed control allows operators to manage other functions without stopping, such as utilizing the spot treatment wand or other spray/ spread controls.



Adapt to uneven terrain and get greater control on hills with pivoting front axle.



Optional T-Flex15 tank offers the ability to cover up to 140,000 sq. ft. per fill and spray two liquids simultaneously or independently.



"Turfco has been a game-changer for my operation. My plan has a lot of liquid nutrition so I'm able to now simultaneously spread and spray. The size is perfect and fits on my existing B&B carrier. I have much less fatigue than other machines I've used in the past."

Mark Marino
LawnPhix

SPECIFICATIONS

| | | | |
|--|---|-------------------------------------|---|
| Model: | 85879 | Transmission: | Hydrostatic drive with dynamic braking |
| Engine: | 10.5 HP, 16 AMP (EX1050 by Briggs & Stratton) | Weight: | 510 lbs. empty (523 lbs. with T-Flex15 tank) |
| Hopper & Carrier Tray Capacity: | 175 lbs. hopper, 100 lbs. tray | Dimensions: | 35 1/2" w x 50" h x 65" l |
| Spray Tank Capacity: | 20 gallons (35 gallons with T-Flex15 tank) | Performance: | 240,000 sq. ft. per hour at 5 mph |
| Fuel Capacity: | 2-gallon tank | Effective Application Width: | Wet - 6 ft. or 9 ft. Dry - 6 ft. or 9 ft. (12 ft. or 18 ft.) Trim - 4 ft. |
| Electric Start: | Installed | Pump: | 5.3 GPM Diaphragm, Electric |

See T3200 attachments on page 12 ▶



Order online 24 hours a day: www.turfco.com

► T5000 SPREADER SPRAYER

PUMP UP THE PRODUCTIVITY.

Blast away barriers to business growth and ramp up productivity with the T5000 Spreader Sprayer.

The T5000 is built for a wide range of properties, thanks to a 60-gal sprayer and a 325-lb spreader capacity. Coupled with a powerful 23-hp engine, it delivers speeds up to 7 mph. The steering wheel ensures the operator can accurately match up with their next pass. The intuitive, steering wheel drive system provides unshakable stability on hills, eliminates turf-tearing, and reduces training time—new operators will be rolling in 2-3 days – saving you thousands of dollars per year.

The unique two-nozzle boomless spray system delivers an industry-leading spray width from 5 to 13 feet. The design also makes it nimbler than spray booms by letting operators glide past obstacles such as signposts and fire hydrants without slowing down. Add on the T-Flex15 tank and you can cover up to 300,000 sq. ft. per fill.

The T5000 performs on properties both big and small. While powerful enough for large residential and commercial jobs, it still fits through a 48" gate. And with a similar operating system as our T3200 model – operators get up to speed fast, accelerating your productivity.



Unique two-nozzle boomless spray system delivers an industry-leading spray width of up to 13 feet.



Matching spread and spray widths increases productivity on the lawn.



Fast, nimble design provides ultimate control on uneven ground and hills, and eliminates turf-tearing.



Largest capacity spreader/sprayer that can pass through a 48" gate.



Order Direct: (800) 679-8201



Grow your business profitably.

- ▶ Glide past obstacles without fear of boom damage using our industry-leading boomless spray system—the most productive spreader sprayer on the market today.
- ▶ Spray width of up to 13 feet and twin nozzle, boomless spray system makes it the most productive stand-on spreader sprayer on the market.
- ▶ The unrivaled steering ensures unmatched hill stability, eliminates turf-tearing and allows the operator to accurately match up each pass. Gets your crew up-to-speed in 2-3 days.
- ▶ Pivoting front axle and unique steering wheel design offers more control on uneven ground and hills, eliminates turf tears, and helps you effortlessly match up each pass.
- ▶ Powerful 23-hp engine with up to 325 lb granular capacity, coupled with 60 gallon spray (up to 75 gallon spray with the T-Flex15 tank), let's you tackle larger properties.
- ▶ Optional T-Flex15 tank increases your profitability and productivity. Cover up to 300,000 sq. ft. or spray a different chemical at the same time with additional front mount nozzle, or spot spray with added hand wand.
- ▶ Unique hard trim and application rate controls eliminate off-target prills, while maintaining a matched application rate, to dramatically reduce clean-up time and wasted fertilizer.
- ▶ Solid linkage controls for the spreader gate and deflector eliminates cables that wear out.



"The T5000 has the stability zero turns don't. Real simple, effective design, easy and safe to operate, NO CABLES to worry about, easy to maintain. Do yourself a favor, take a look at the T5000 before you buy anything else."

Barry Ramaker
Lawn Ranger

"With the T5000 I almost doubled my daily revenue with the same labor. It pays for itself in half a season!"

Sam Haben
Matt's Lawn and Landscape



Unique steering wheel design offers more control on uneven ground and hills while relieving operator strain.



Unique hard trim and application rate controls eliminate off-target prills.



Spot treat hard-to-reach areas with convenient hand sprayer.

SPECIFICATIONS

| | | | |
|--|---|---------------------------|--|
| Model: | 85890 | Transmission: | Hydrostatic drive with dynamic braking |
| Engine: | 23 HP, 16 AMP (Commercial by Briggs & Stratton) | Weight: | 875 lbs. |
| Hopper & Carrier Tray Capacity: | 225 lbs. hopper, 100 lbs. tray | Dimensions: | 47" w x 52.5" h x 73.5" l |
| Spray Tank Capacity: | 60 gallons (75 gallons with T-Flex15 tank) | Performance: | 290,400 sq. ft. per hour at 5 mph |
| Fuel Capacity: | 5-gallon tank | Application Width: | Wet – 13 ft. or 5 ft. Dry – 3 ft. to 12.5 ft. (3 to 25 ft.) Trim – 5 ft. |
| Electric Start: | Installed | Pump: | 5.3 GPM Diaphragm Electric |
| | | Optional: | Hose reel available |



"We have been running Turfco ride on for 10 plus years. We currently have 5 3100's and 2 5000's. We have demoed many other brands throughout the years but always return to Turfco. They have proven to be the most productive unit out there. We feel the 5000 is a game changer, day after day we knock out 500 to 800 thousand square feet."

Guy Mayhew
Tree N Turf Services Inc

See T5000 attachments on page 12 ▶



Order online 24 hours a day: www.turfco.com

► T-FLEX15 TANK / T3200 & T5000 ATTACHMENTS

T-FLEX15 TANK

(For T3200 and T5000 Sprayers)

Maximize range and versatility with the T-Flex15 tank. Cover up to 140,000 sq. ft. per fill for the T3200 and up to 300,000 sq. ft. per fill for the T5000. Treat with two different liquids simultaneously or independently.

- An extra 15 gallons of liquid capacity.
- An additional front-mount spray nozzle dedicated to the T-Flex15 tank.
- An additional hand wand sprayer dedicated to the T-Flex15 tank (with heavy-duty, flexible, tangle-free hose coil and a durable, dedicated wand holder).
- An all-brass drain port with a standard garden hose fitting for easy emptying and cleaning between uses.
- Simple access to the machine's oil dipstick and easy tank removal for engine access.
- Built-in sump provides a low point in the tank, allowing all 15 gallons of liquid to be fully usable. Even on hills!
- Baffles to limit liquid sloshing on rough terrain, significantly reduces sudden weight shifting for safer operation on slopes.
- 2.2 gpm electric pump that is easily activated by the dash mounted on/off switch.
- Two brass, threaded, control valves to switch between or adjust the flow rates for the front mount spray nozzle and the hand-held spray wand.
- All brass fittings come standard so you'll never experience rust or degradation and are assured of secure, leak-resistant connections.



► T-Flex15 tank shown mounted on T3200 Spreader Sprayer.

► Brass, threaded, control valves to adjust flow rates or switch between wand and front spray nozzle.



◀ T-Flex15 tank cutaway shows sump and baffles.

75' HOSE REEL (T5000)

Product # 86520

Extend application for hard-to-reach areas.



7 GPM HIGH VOLUME SPRAY KIT (T5000)

Product #86521

Spray up to 1 gallon per 1,000 square feet at 5.5 mph.



PARTS KIT (T3200)

Product # 87528

Includes parts for regular maintenance to keep your machine running like new.



Order Direct: (800) 679-8201





"The KisCutter is more ergonomically designed and its lighter weight makes it easier to use and to transport. We just finished cutting our 18,000 sq. ft. of sod in less than two days with the Turfco KisCutter."

Mike Troaino
Lawn Enforcement Agency



▶ *Stable four-wheel design with rear-wheel drive makes unit easy to handle and operate.*



▶ *Simplified controls anyone can understand and use; set your depth and go.*

Cutting sod has never been faster (or easier).

Revolutionary lightweight design—cuts as much as heavy, 300-pound units. Cuts up to 9,000 square feet per hour.

- ▶ Four-wheel design, pneumatic tires and rear-wheel drive make this the most maneuverable, easy-to-use sod cutter on the market.
- ▶ Lower vibration reduces operator fatigue.
- ▶ Simple, easy-to-use depth adjustment.
- ▶ Easiest sod cutter to transport.
- ▶ Optional 9-inch blade available for curbing.
- ▶ Lightweight and folding handles result in easy lifting, hauling and storage.

SPECIFICATIONS

| | | | |
|-----------------------|---------------------------------------|----------------|--|
| Engine: | 5.5 HP Honda® (GX-160) | Blade: | Heat-treated steel |
| Model: | 85530 | Wheels: | 10" x 4 ½" pneumatic tires |
| Cutting Speed: | Up to 150 ft. per minute | Width: | 23" across handlebar |
| Cutting Rate: | Up to 9,000 sq. ft. per hour | Height: | 43" to top of throttle lever; 33" in handle down position |
| Cutting Depth: | Adjustable, with stops at 1" and 1 ¾" | Length: | 36" from front to handlebar; 33" in handle down position |
| Cut Width: | 12" (optional 9" blade) | Weight: | 140 lbs. |
| Drive: | Clutch-driven V-belt | | |
| Clutch: | Centrifugal clutch | | |

Honda is a registered trademark of American Honda Motor Co.



► METE-R-MATIC® TOPDRESSER



"The Mete-R-Matic is a great machine. We've spread 160 yards of compost and plan to double the acreage next year."

Ted Wales
Hartney Greymont



Self-propelled for tight maneuvering.



See The
Mete-R-
Matic In
Action ►

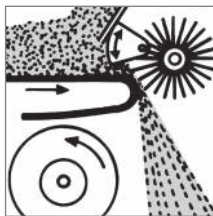
The #1 in topdressers since 1961.

Self-propelled design allows for tight maneuvering for topdressing lawns and other turf areas.

- Operator controls allow fingertip access to forward, reverse, brakes and throttle.
- Powered brush and patented Chevron belt eliminates "bridging" problems common in gravity-fed spreaders.
- Mete-R-Matic® system maintains a consistent application rate regardless of ground speed.
- Applies all types of material such as compost, sand, peat and crumb rubber, regardless of moisture content.



Easy to operate, convenient fingertip controls allow quick adjustments to get the best results for all areas.



Rotating brush catches the topdressing from the powered conveyor belt and drives it down into the turf.

SPECIFICATIONS

| | | | |
|---------------------------|--|--------------------------|---|
| Model: | F15B, Product Number 85417 | Brush: | 9" diameter, polypropylene bristle |
| Engine: | 5.5 HP Honda® (GX-160) | Controls: | Throttle, traction, reverse, brake, conveyor drive and metering gate controls all within easy reach of the operator |
| Hopper Capacity: | 11 ½ cubic feet (0.33 cubic meter) | Drive: | V-belt from engine, roller chain and gear drive to conveyor, traction and brush |
| Spreading Width: | 31 ½" | Wheels and Tires: | Five, 13" x 6 ½" x 6" rib thread turf tires |
| Topdressing Speed: | Up to 2 ½ mph | Weight: | 650 lbs. |
| Transport Speed: | Up to 2 ½ mph | Shipping Weight: | 750 lbs. |
| Conveyor Belt: | 34" wide composition belt with Chevron surface and heavy-duty polyester cord | | |
| Metering Gate: | Fine adjustment to maximum 3" opening | | |

Honda is a registered trademark of American Honda Motor Co.

TOP DRESSING: AN IMPORTANT PART OF TURF MANAGEMENT.

Whether you need to level a lawn, improve drainage or create a seedbed, the Mete-R-Matic Topdresser provides the ultimate in spreading capabilities. From spreading compost to topsoil to sand, the patented Chevron belt and Mete-R-Matic system offers the most precise spread available.



Order Direct: (800) 679-8201



ORDERING DIRECT

Ordering is simple, just choose which method works best for you:

CALL (800) 679-8201 Monday – Friday 8-5 CST

ONLINE Visit us at turfco.com

EMAIL DirectSales@Turfco.com

When you call us, you're talking directly with a Turfco employee.

Ordering direct gets you the best for less.

PAYMENT OPTIONS

There are three payment options for your Turfco Direct orders:

➤ Cash

➤ Credit Card



➤ Financing

Turfco Direct has a program for financing purchases over \$1,500. Some of the benefits of our financing include:

➤ Deferred payment/interest options.

➤ Same day credit approval.

➤ Low monthly payment options.

(All applicants subject to credit approval. File fee applicable.)

➤ Call Turfco for financing options. Call 800-679-8201 for details.

14-DAY TRIAL

Turfco stands behind its products. In fact, we offer a 14-day trial period to anyone who purchases our equipment. You have 14 days to complete your purchase approval once the machine arrives. At any time during the first 14 days, you can return the equipment to Turfco Direct for a refund if it does not perform to manufacturer's specifications.* Simply return it to Turfco Direct in like-new condition in the original shipping carton. All you pay is freight. Call 800-679-8201 for details.

* An RGA (Return Goods Authorization) must be obtained from Turfco before goods can be returned.



"I purchased an aerator, placed the order on Thursday and received it Monday all intact. Didn't even have a chance to track it."

Wade Langley
Langley Gardens

DELIVERY AND EASY SETUP

Turfco Direct delivers straight to your location. And once your shipment arrives, it doesn't take long to put together. All products are designed to take less than 15 minutes to assemble.



▲ Takes only minutes to set up!

SHIPMENT TRACKING

When you order equipment or parts from Turfco, you can track your shipment. Turfco Direct ships via United Parcel Service ground, air and through multiple shipping truck lines.

Once you have received a confirmation indicating that the equipment has been shipped, use your tracking number to track the shipment.



Order online 24 hours a day: www.turfco.com